

Lecture 6: magnetism, electromagnetism

Content:

- introduction
- basic quantities in magnetism
- magnetic intensity and induction
- magnetic permeability,
- diamagnetic, paramagnetic and ferromagnetic material
- magnetic flux
- laws of electromagnetic interaction:
 - a. Lorentz force (law)
 - b. Biot-Savart law
 - c. Amper's law
 - d. Faraday's law of induction
- comments to units

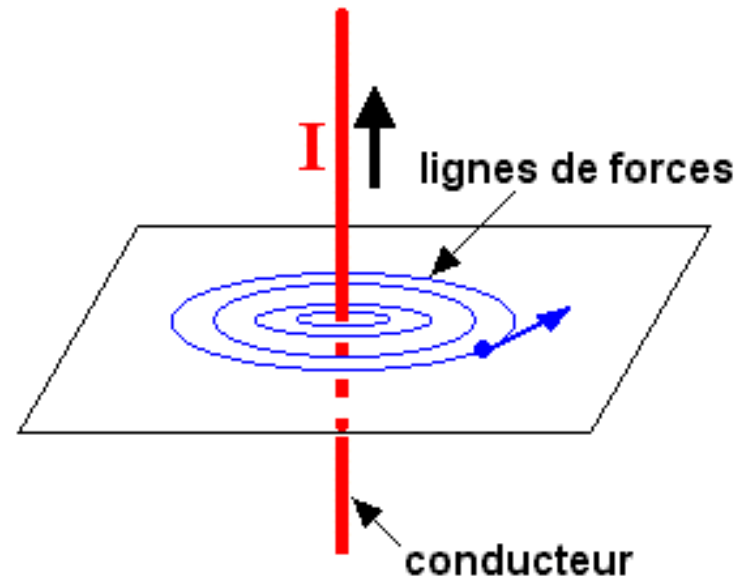
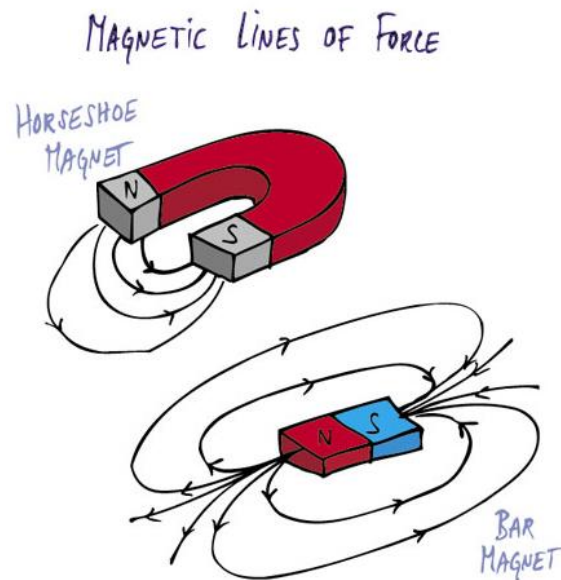
magnetism

Magnetism is a class of physical phenomena that are mediated by **magnetic fields**.

It refers to physical phenomena arising from the **force** caused by :


- a) **permanent magnets** (objects that produce fields that attract or repel other objects),
- b) **electric current** (fields in the vicinity of objects with el. current).

Magnetism is one aspect of the combined **electromagnetic force**.




magnetism - introduction

Comment: Also the magnetic field of a permanent magnet is caused by the movement of electric charges (inside of the atomic structure of the material).



very well known experiment
with a paper and iron fillings



magnetism - introduction

The magnetic field is often represented by **magnetic field lines**, which show the direction of the field at different points.



a) experiment - iron fillings around a bar magnet:
<https://www.youtube.com/watch?v=8llkHQtaOlg>

b) experiment - iron fillings around a wire:
<https://www.youtube.com/watch?v=opJYLFvI-RE>

magnetism - introduction

Electrons circulating around atomic nuclei, electrons spinning on their axes, and rotating positively charged atomic nuclei **all are magnetic dipoles**. The sum of these effects may cancel so that a given type of atom may not be a magnetic dipole. If they do not fully cancel, the atom is a permanent magnetic dipole, as are iron atoms.

Permanent magnets are built from ferromagnetic materials such as **iron** (Fe), **cobalt** (Co), **nickel** (Ni) or **gadolinium** (Gd).

Bar magnets attract or repel other magnets.

These 4 elements have so called ferromagnetic properties, which we will touch later on.



lodestone (magnetite)

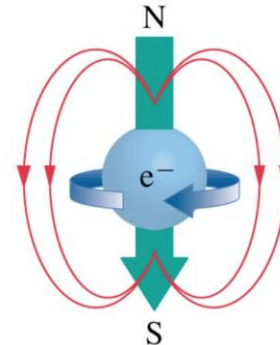
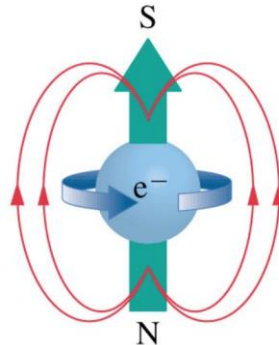
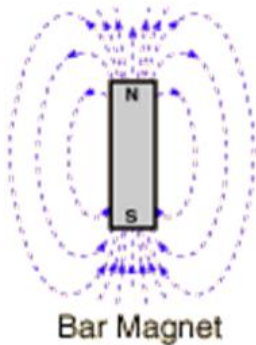
magnetism - introduction

Magnetism, phenomenon associated with the motion of electric charges.

electric current → electromagnets

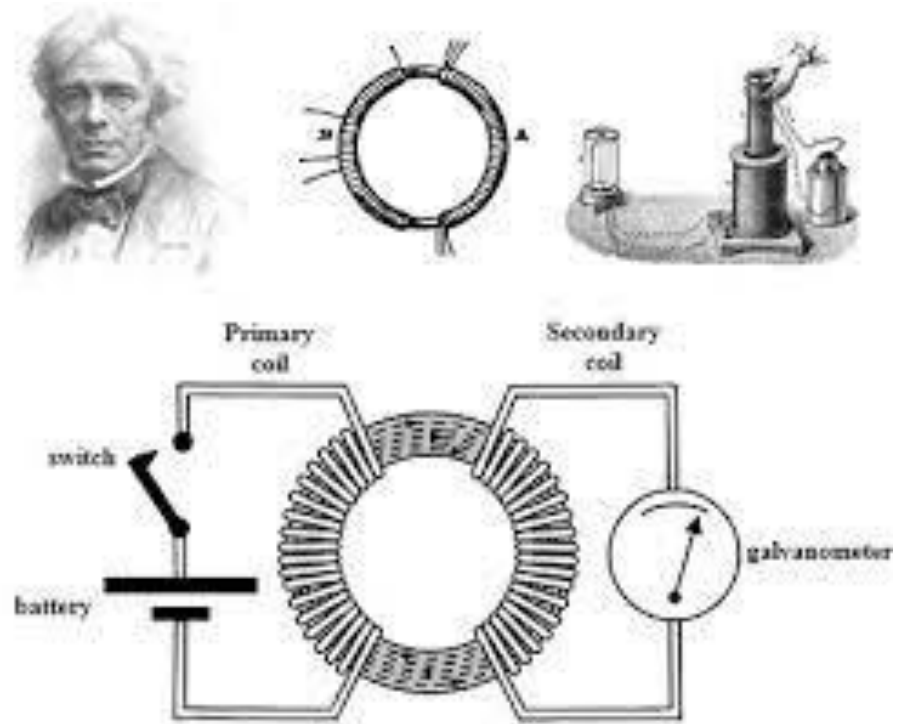


all effects of electrons → permanent (bar) magnets



magnetic moment
of an electron
- caused by its spin

magnetism - introduction



There were several physicists, who have studied properties of magnetism, but among them the person of Michael Faraday was very important – his discovery of the **electric induction principle**

Magnetic field has exclusively a dipole character !!!

Recall that an **electric dipole** consists of two equal but opposite charges separated by some distance, such as in a polar molecule.

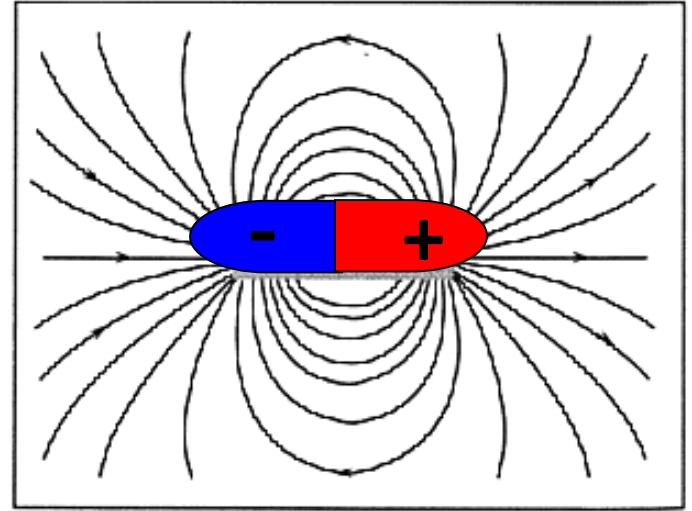
Every bar magnet or an electromagnet is a magnetic dipole.

Note how the **E** field due an electric dipole is just like the magnetic field (**B** field) of a bar magnet. Field lines emanate from the **+** or N pole and re-enter the **-** or S pole.

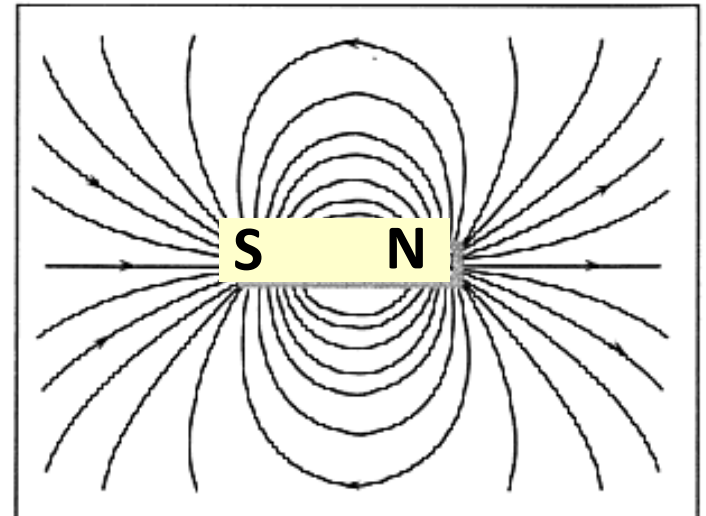
Although they look the same, they are different kinds of fields. **E fields** affect any charge in the vicinity, but a **B field** only affects moving charges. As with charges, opposite poles attract and like poles repel.

Magnetic dipole moment – important parameter (will be explained later on).

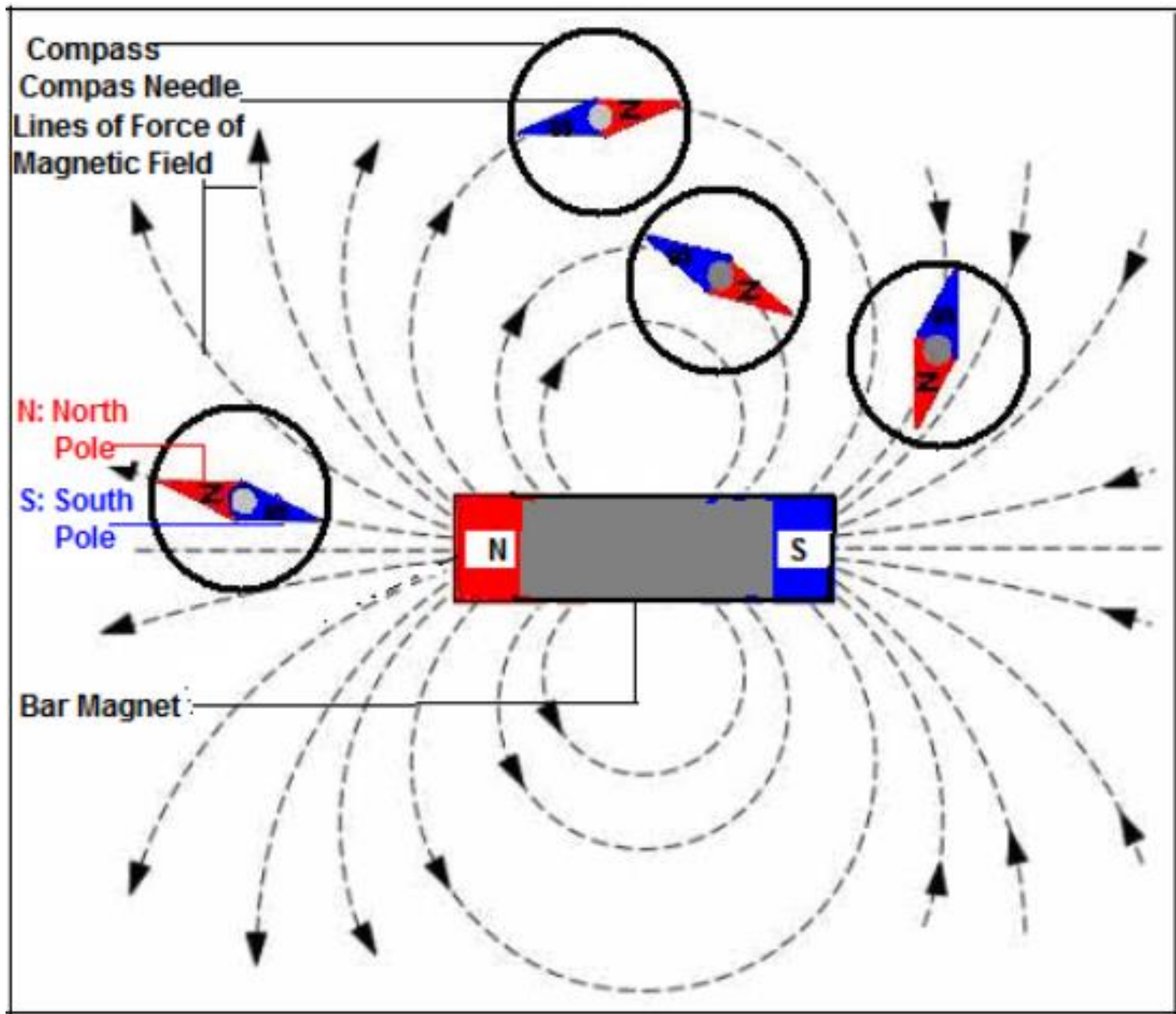
B is the field of magnetic induction (will be explained later on).



electric dipole and **E** field

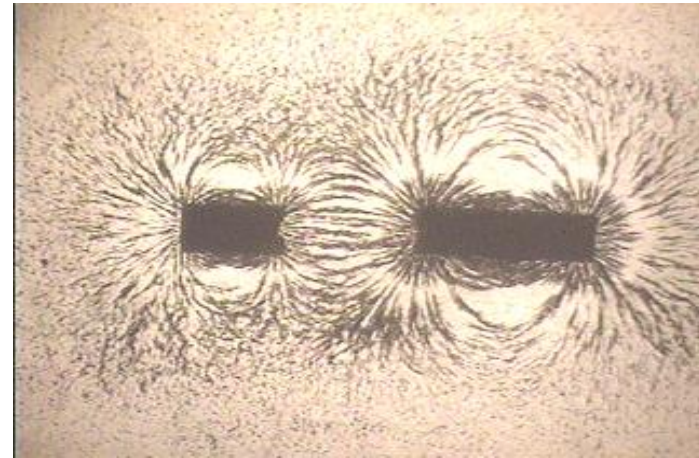
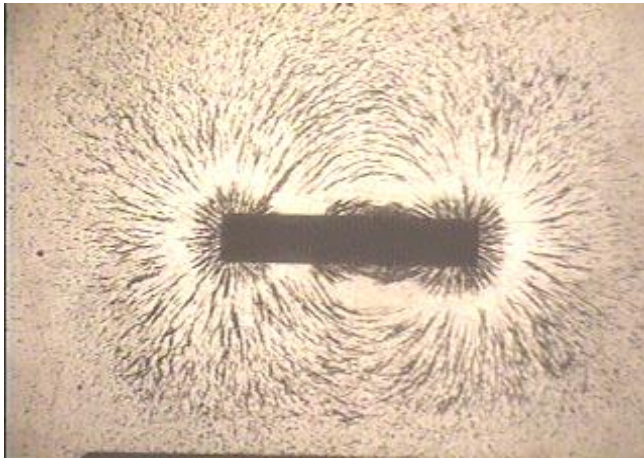
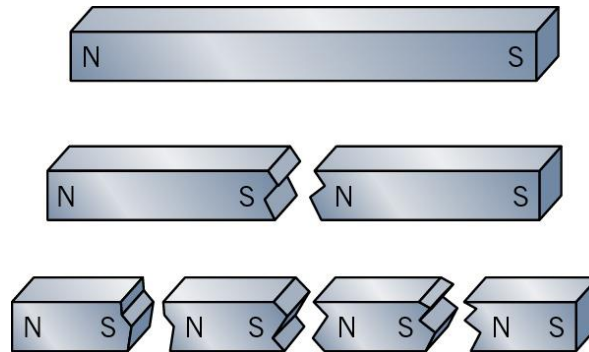


magnetic dipole and **B** field



Field lines emanate from the + or N pole and re-enter the - or S pole.

important comment:

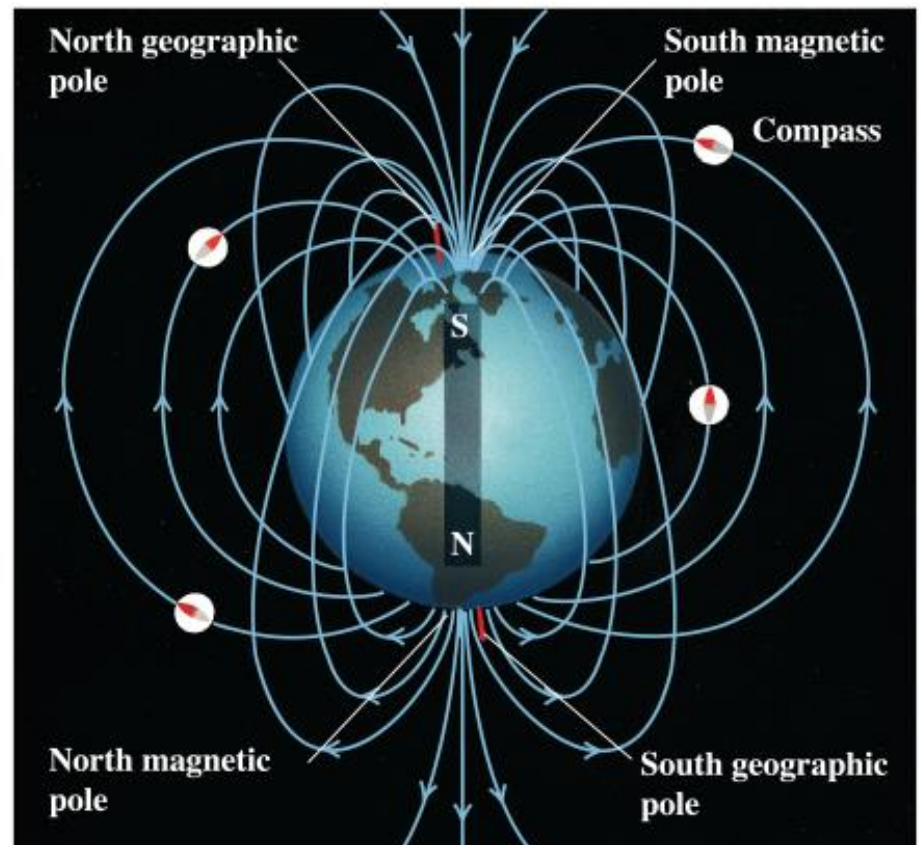


Magnetic monopoles do not exist (!), meaning it is impossible to isolate a N or S pole. When we try to separate the two poles by breaking the magnet, we only succeed in producing two distinct dipoles.

Some particle theories predict their existence, but there is no experimental evidence that they exist.



magnetism - introduction

Earth magnetic field is generated by the effect of movement of conductive masses in the outer Earth core – so called hydromagnetodynamic effects.



magnetism - introduction

Thanks to the Earth magnetic field the life conditions are acceptable on the Earth – magnetic field (called also magnetosphere) build “a shield”, which protects Earth before so called solar wind (stream of high-energy particles emanated from the Sun).



magnetism – basic quantities (intensity vs. induction)

Magnetic field is described by means of two very close vector quantities:

magnetic intensity **H** (unit, $[A \cdot m^{-1}]$) and

magnetic induction **B** (unit, $[T] = \text{tesla}$);

Relation between them is given by this simple equation:

$$\mathbf{B} = \mu \mathbf{H},$$

where μ – magnetic permeability, (unit: $[H \cdot m^{-1} = N \cdot A^{-2}]$),
it describes the ability of a material to be magnetized
by the action of an outer magnetic field.

We use often so called relative magnetic permeability:

$$\mu_r = \mu / \mu_0 \Rightarrow \mu = \mu_r \cdot \mu_0$$

μ_0 – permeability of vacuum (free space) or
magnetic constant ($4\pi \cdot 10^{-7} H \cdot m^{-1}$).

Comment: Units tesla and henry will be explained later on.

magnetism – basic quantities (intensity vs. induction)

Magnetic intensity \mathbf{H} ($[\text{A}\cdot\text{m}^{-1}]$).

Describes the measure of force effects (magnetisation effects) of the magnetic field. In comparison with magnetic induction, **it does not include the reaction of the material** to the outer magnetic field.

Magnetic induction \mathbf{B} ($[\text{T}]$).

Characterizes force effect of the magnetic field on a moving charge or a conductor with electric current, it **does include the reaction of the material to the outer magnetic field** (its magnetisation or “resistance” to it).

The best way to understand \mathbf{H} vs. \mathbf{B} is the so called hysteresis (we will come to it in a moment).

Alternative names for B and H

B	
name	used by
magnetic flux density	electrical engineers
<u>magnetic induction</u>	electrical engineers
magnetic field	physicists
H	
name	used by
<u>magnetic field intensity</u>	electrical engineers
magnetic field strength	electrical engineers
auxiliary magnetic field	physicists
magnetizing field	physicists

magnetism – basic quantities (permeability)

Based on the value μ_r ($\mu_r = \mu/\mu_0$) we can divide materials to:

diamagnetic ($\mu_r < 1$), they **weaken the magnetic field**, they are repelled by the outer magnetic field (form an opposite induced field)

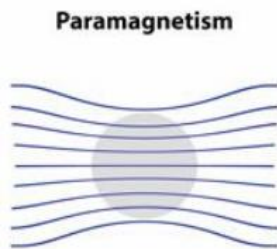

(e.g.: water, organic substance, but also some metals: Cu, Ag, Au, Hg, Bi,)

paramagnetic ($\mu_r > 1$), **slightly amplify the magnetic field**, they are attracted by the outer magnetic field (form a field in the direction of the outer field), but do not remember this magnetisation

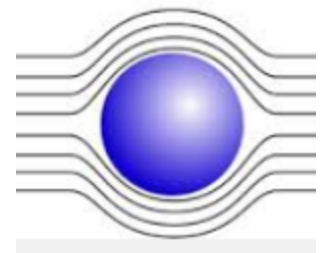
(most of chemical elements, e.g.: Al, Mn, Cr, Pt)

ferromagnetic ($\mu_r \gg 1$) **strongly amplify the magnetic field**, they are attracted by the outer magnetic field (form a field in the direction of the outer field), but do remember this magnetisation
(4 metals: Fe, Ni, Co, Gd).

Comment: Strongest diamagnetic behaviour show superconductors, which can almost fully prohibit the entering of the outer magnetic field into their volume (beside a thin surface layer), so for their centre is valid $\mu_r = 0$.

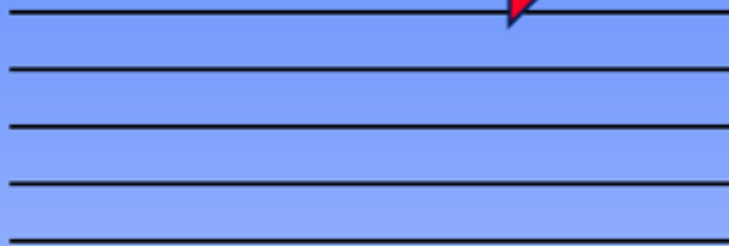


superconductor:

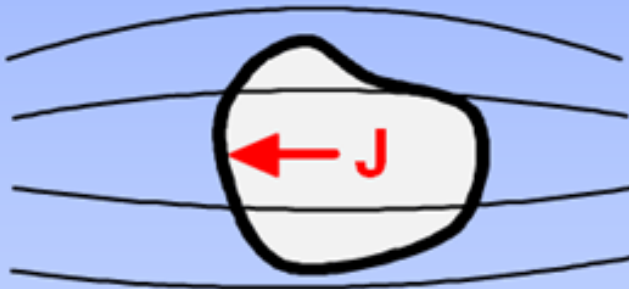


magnetism – basic quantities (permeability)

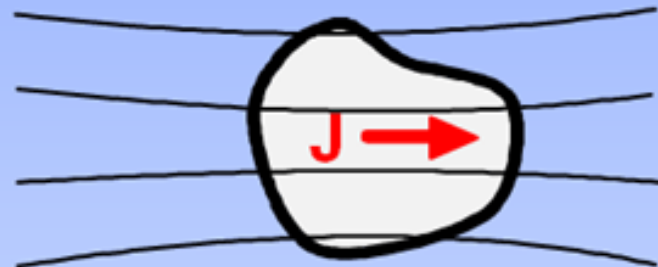
Magnetic field (B_0)



Diamagnetic



Para/Ferromagnetic



J is sometimes named as magnetisation vector

diamagnetic ($\mu_r < 1$), paramagnetic ($\mu_r > 1$) , ferromagnetic ($\mu_r \gg 1$)

Material	Type	Relative permeability
Bismuth	Diamagnetic	0.99983
Silver	Diamagnetic	0.99998
Copper	Diamagnetic	0.999991
Lead	Diamagnetic	0.999983
Water	Diamagnetic	0.999991
Vacuum	Nonmagnetic	1
Air	Paramagnetic	1.0000004
Aluminum	Paramagnetic	1.00002
Palladium	Ferromagnetic	1.0008
Cobalt	Ferromagnetic	250
Nickel	Ferromagnetic	600
Mild Steel (0.2 C)	Ferromagnetic	2,000
Iron (0.2 impurity)	Ferromagnetic	5,000
Silicon Iron	Ferromagnetic	7,000
Mumetal	Ferromagnetic	100,000
Purified iron (0.05 impurity)	Ferromagnetic	200,000
Supermalloy	Ferromagnetic	1,000,000

comment – Nd permanent magnets

Neodymium - Nd

In its pure form is paramagnetic (!)
(below temperature 20 K partly ferromagnetic).

But in composition $\text{Nd}_2\text{Fe}_{14}\text{B}$ it is strongly ferromagnetic.

This is used for the production of so called **neodymium magnets**.
(used in many technical applications – in microphones, physics, etc.).

video:

<http://www.dailymotion.com/video/x15ryzj>



magnetism – basic quantities (susceptibility)

Some scientific branches work more with **magnetic susceptibility** *kappa* χ . Its connection with permeability:

$$\mu_r = 1 + \chi$$

diamagnetic ($\chi < 0$),

paramagnetic ($\chi > 0$),

ferromagnetic ($\chi \gg 0$)

Examples of magnetic minerals (in the nature):



Ilmenite: FeTiO_3



Magnetit: Fe_3O_4

magnetic minerals (in biology)

Many organisms, from bacteria to pigeons to humans harbor tiny crystals of magnetite or two other magnetic minerals. Experiments have show that some can also sense the Earth's magnetic field for the purposes of navigation.

But figuring out where the magnetoreceptors are hidden in an organism is no simple task.



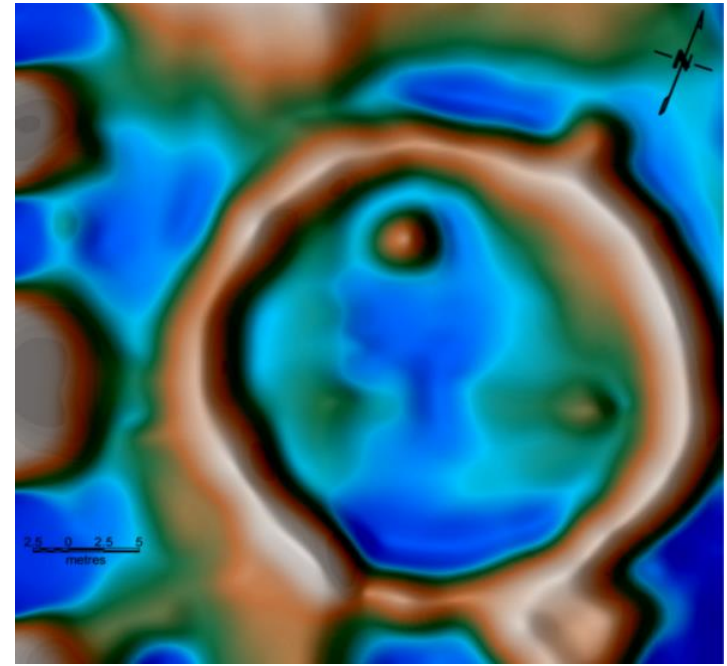
Comment: Some ferromagnetic minerals in a colloidal form (even in small crystals) are products of the metabolism of some humus bacteria, when rests of plants are transformed into humus.

utilization of magnetic properties of humus layers in archaeology

areal photography




measured magnetic field



site BRANČ, close to Nitra, 18. cent. BC

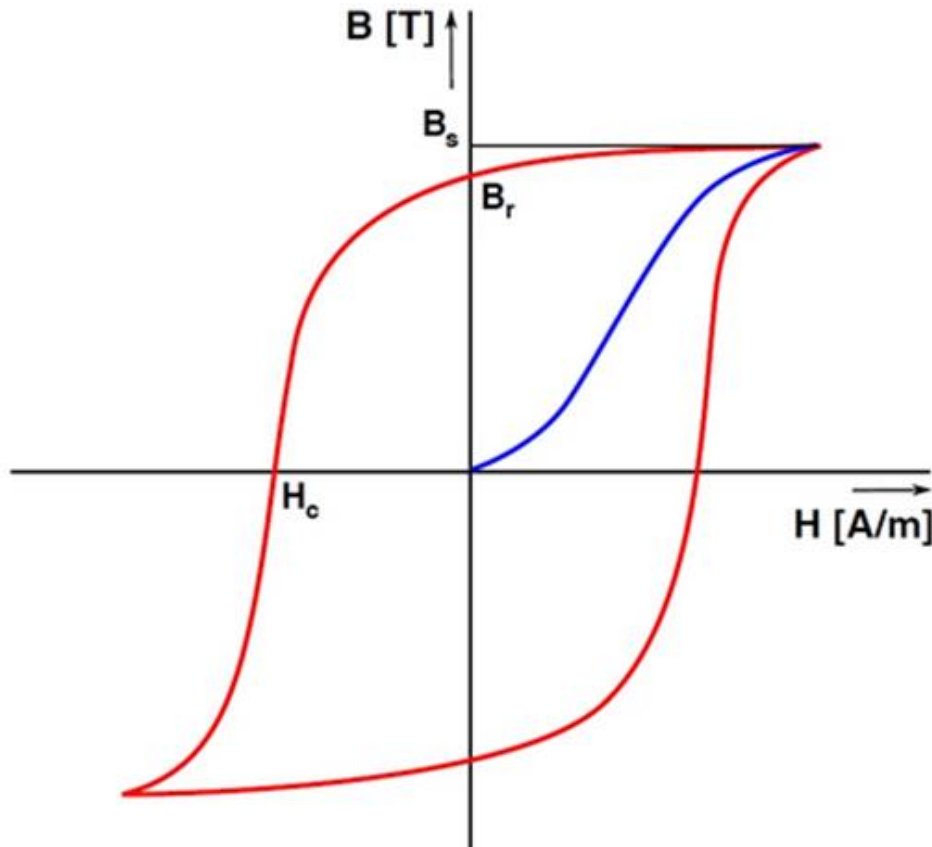
utilization of magnetic properties of humus layers in archaeology



different instruments for outdoor magnetic field measurement

magnetism – basic properties (hysteresis)

Ferromagnetic materials „can hold“ magnetisation also after „switching off“ the outer magnetising field. This is connected with the so called **magnetic hysteresis** – often displayed in a form of a hysteresis curve (a **H-B** graph):



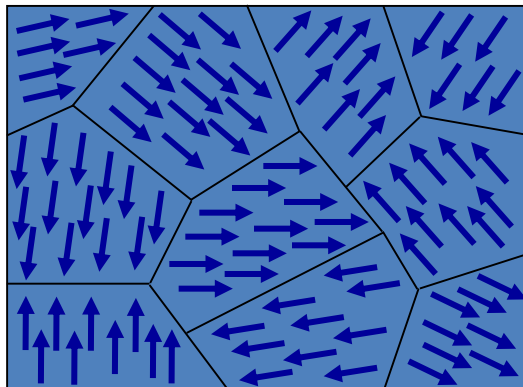

B_s – saturation stage
(max. value of B),
 B_r – remanent
magnetisation,
 H_c – coercivity intensity,

Based on the H_c value we
divided ferromagnetic
materials to soft (small H_c)
and hard (large H_c).

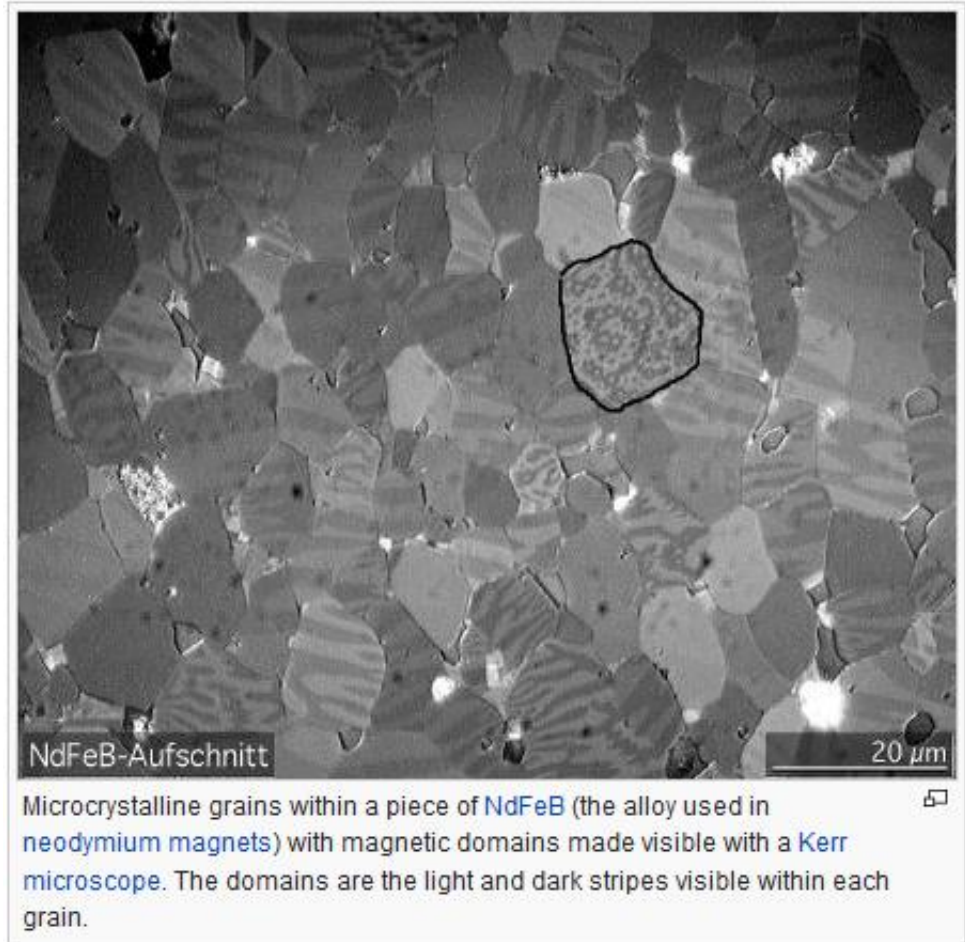
To demagnetize the remanent magnetisation requires heat or acting of a magnetic field in the opposite direction.
This is the effect that provides the element of memory in a hard disk drive.

magnetism – basic properties (magnetic domains)

Electrons build with their movement **a local (elementary) magnetic dipole moment of an atom**. These magnetic moments can be cancelled (paramagnetic) or amplified (ferromagnetic), when they are self-organized in special zones, so called **magnetic domains**.



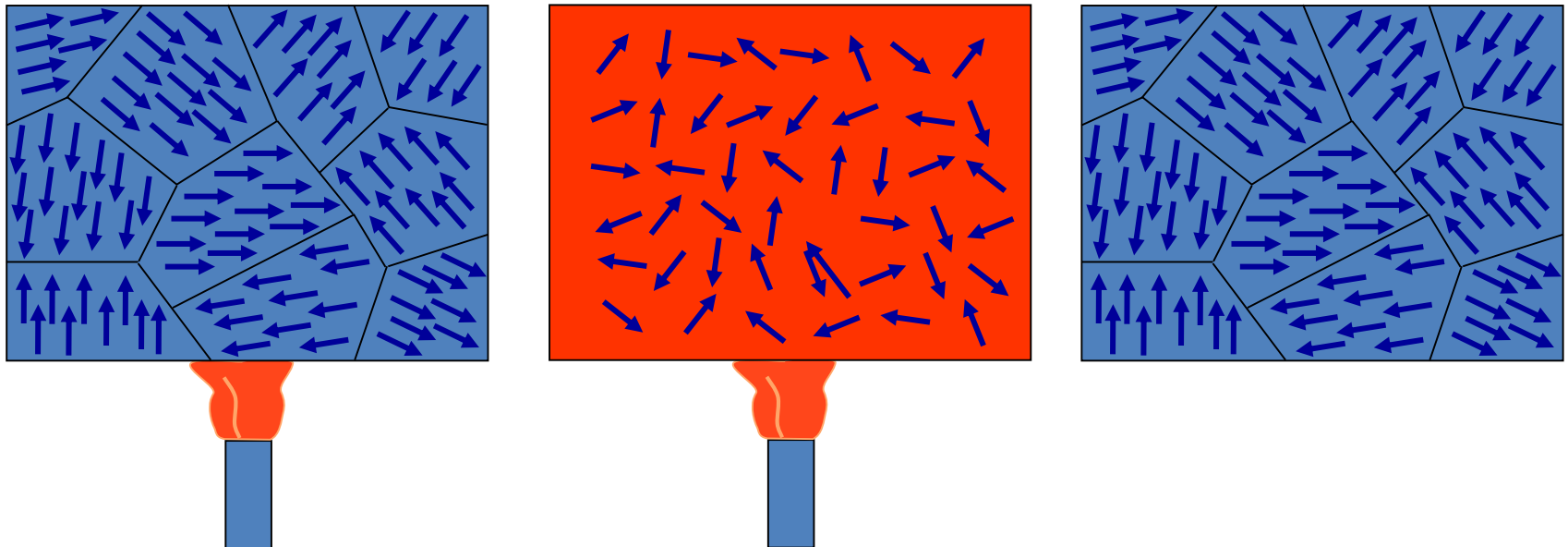
schematic visualisation
of magnetic domains



magnetism – basic properties (Curie's temperature)

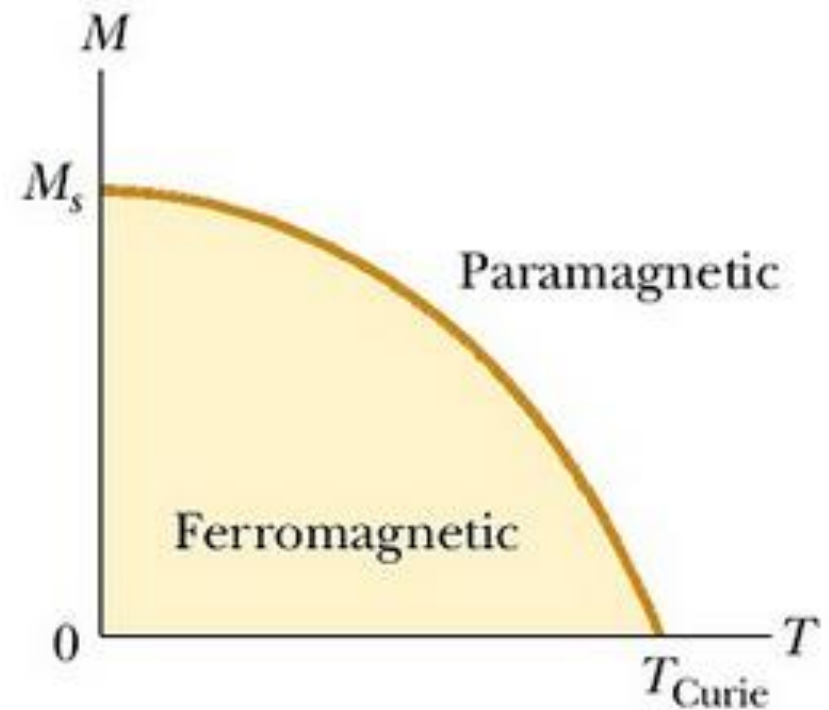
Influence of high temperature (so called Curie's temperature) on remanent magnetisation

When some ferromagnetic material is heated to some temperature (so called **Curie's temperature**), the internal structure of the matter is changed to that of a paramagnetic one. After cooling down, the matter became again ferromagnetic and the structure with magnetic domain is re-established.



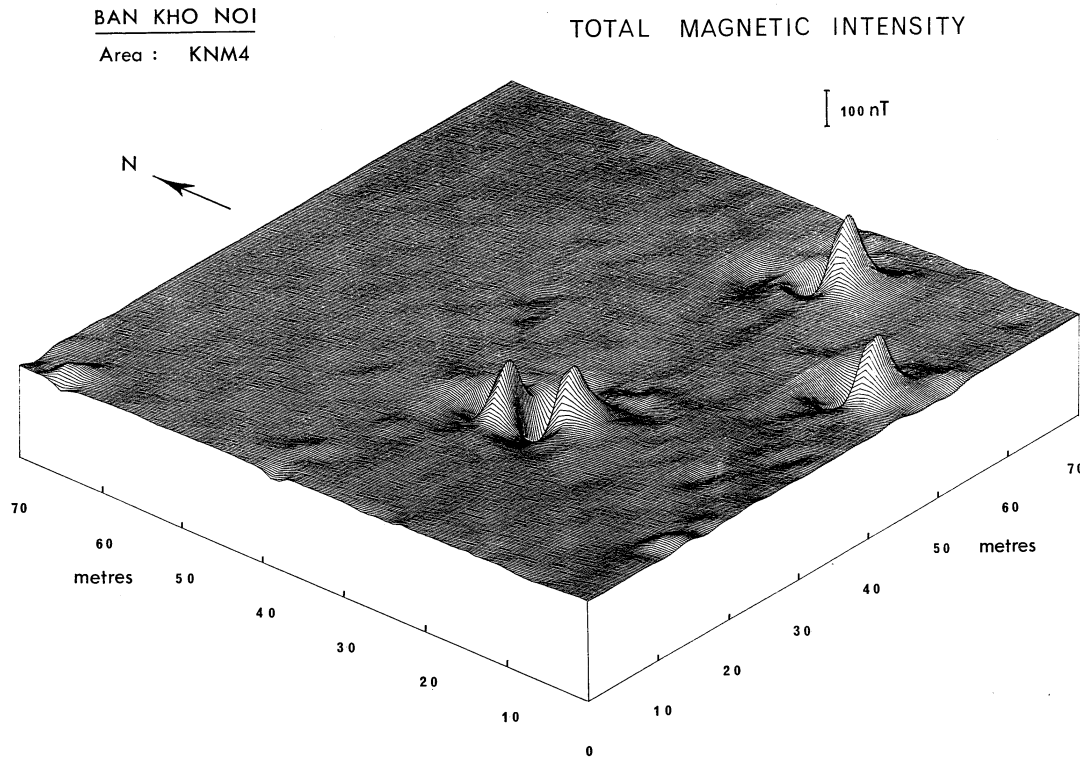
magnetism – basic quantities (Curie's temperature)

Material	Curie temperature (K)
Iron (Fe)	1043
Cobalt (Co)	1400
Nickel (Ni)	627
Gadolinium (Gd)	292
Dysprosium (Dy)	88
Mn Bi	630
MnSb	587
CrO ₂	386
MnAs	318
EuO	69
Iron(III) oxide (Fe ₂ O ₃)	948
Iron(II,III) oxide (FeOFe ₂ O ₃)	858



magnetism – basic quantities (Curie's temperature)

This can be again used in archaeology...

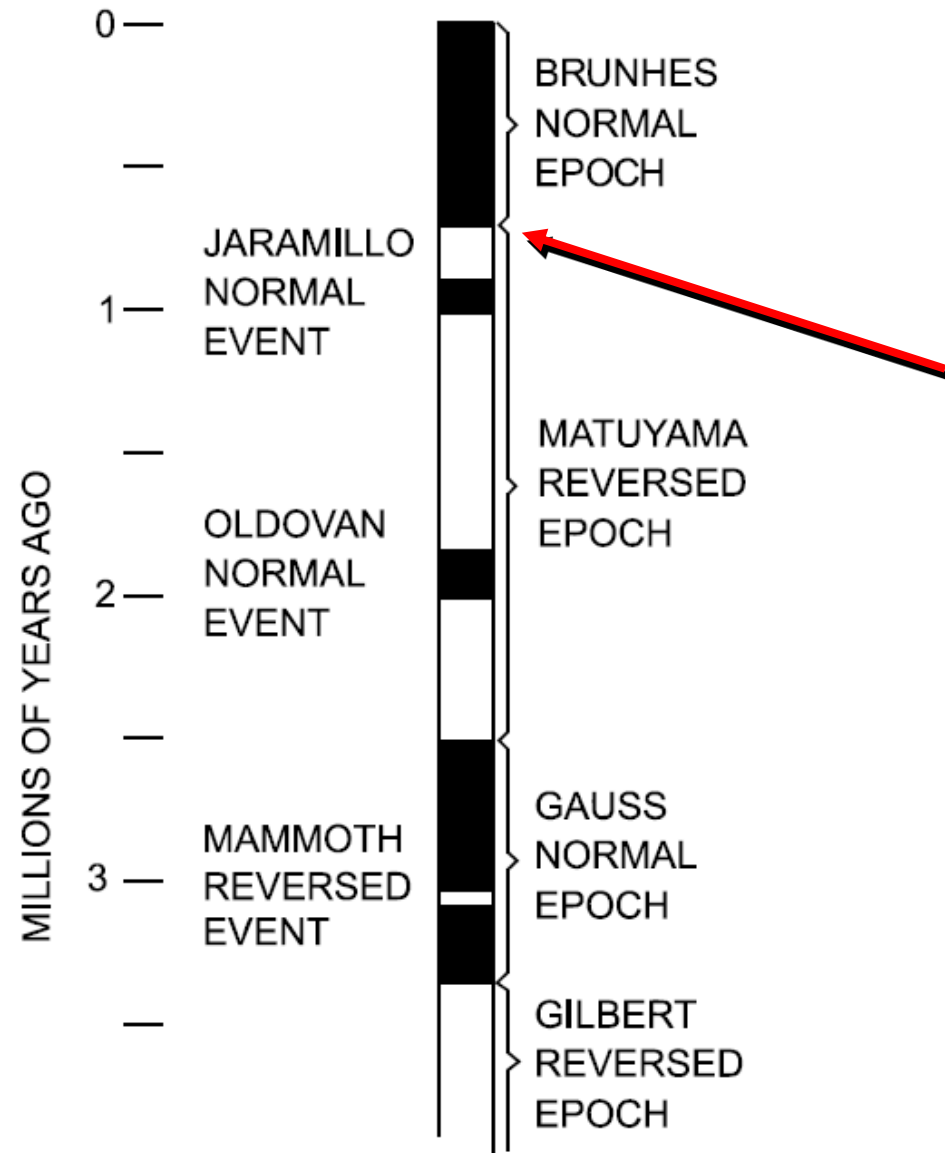


site Ban Kho Noi, Thailand



ceramics kilns
have been excavated

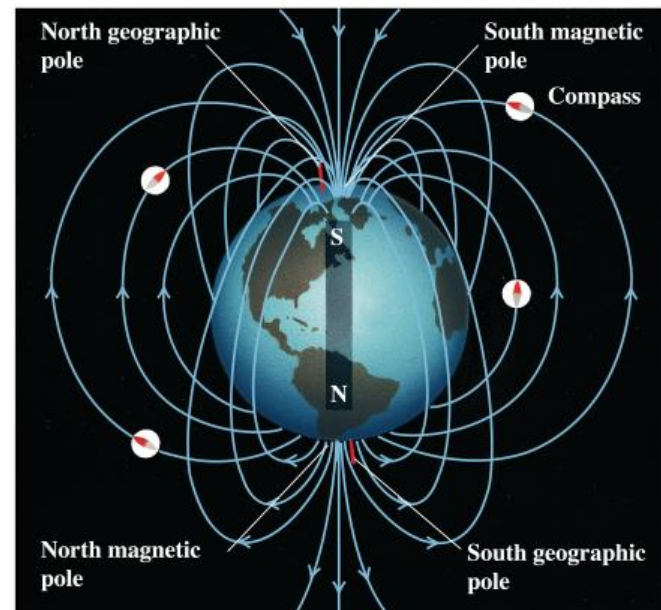
Earth's magnetic field - changes




- periode of changing the poles is close to thousands up to millions of years –

in average 250.000 years,

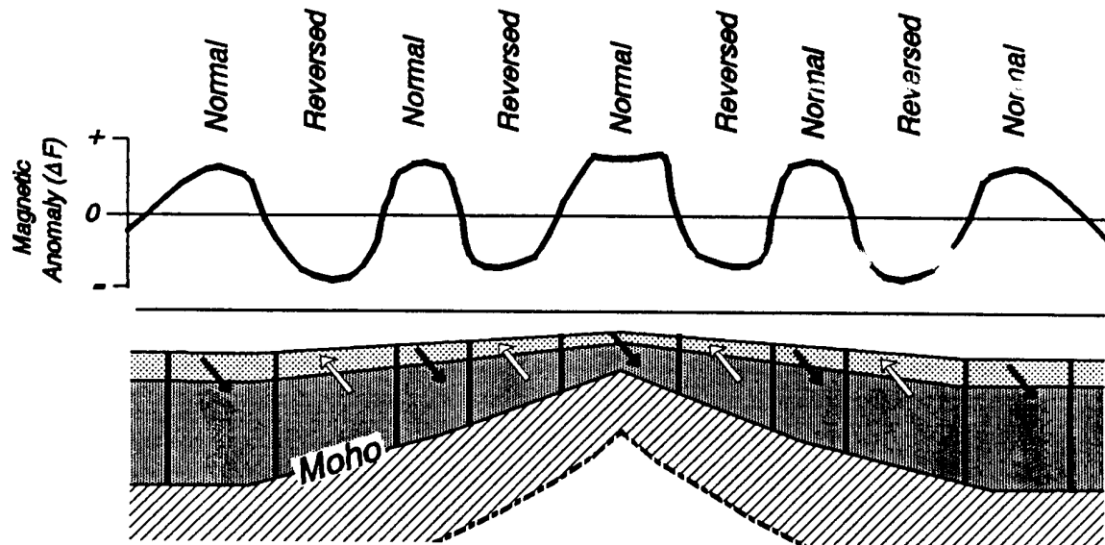
- we live in the so called **Brunhes normal epoch**, which started approx. 780.000 years ago,



Earth's magnetic field - changes



Atlantic ocean magnetic maps
(Rald and Mason, 1961)

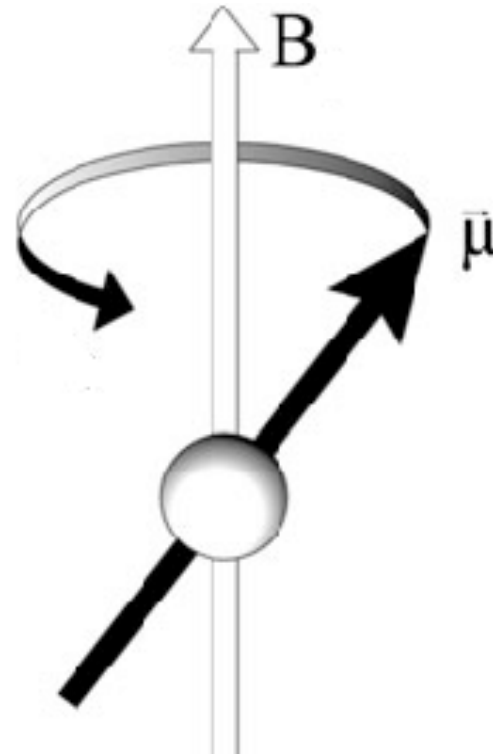
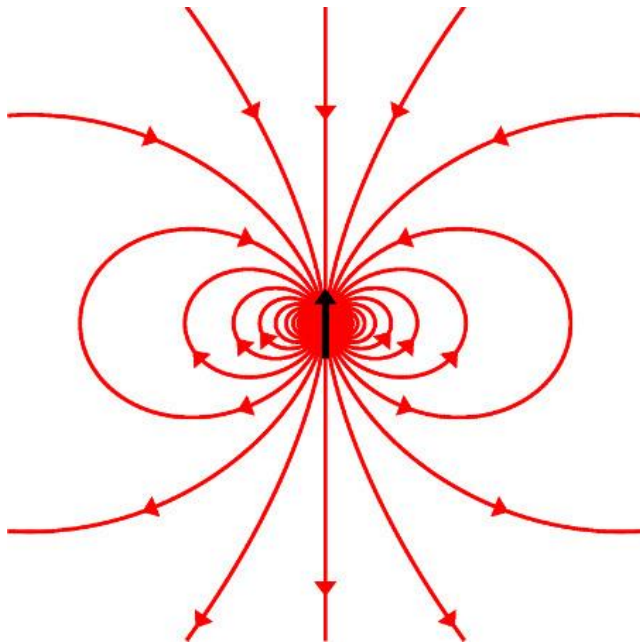


magnetism – basic quantities (magnetic moment)

Magnetic moment $\vec{\mu}$ is defined with a torque acting on a dipole by means of the magnetic field \vec{B} .

$$\vec{\tau} = \vec{\mu} \times \vec{B}$$

Unit of moment: $\text{N} \cdot \text{m} / \text{T} = \text{A} \cdot \text{m}^2 = \text{J} / \text{T}$.

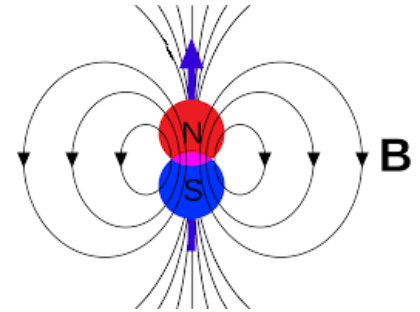


In atomic physics we recognize the electron magnetic moment:
 $-9284.764 \cdot 10^{-27} \text{ J/T}$.

magnetism – basic quantities (scalar magnetic potential)

Field of the magnetic can be expressed with the magnetic potential (scalar and also vector):

$$\psi(P) = \frac{1}{4\pi} \frac{\vec{\mu} \cdot \vec{r}}{r^3} = \frac{1}{4\pi} \frac{\mu r \cos \theta}{r^3} = \frac{1}{4\pi} \frac{\mu \cos \theta}{r^2}$$



where:

$\vec{\mu}$ is the dipole moment (unit: [N·m/T]),

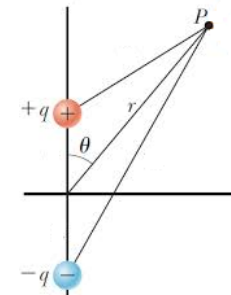
\vec{r} the distance vector between the centre of the dipole and point P

(\hat{r} is the unit vector in the direction of \vec{r}),

θ the angle between $\vec{\mu}$ and \vec{r} .

For comparison: potential of electric dipole (previous lecture)

$$\phi(P) = \frac{1}{4\pi\epsilon_0} \frac{\vec{m} \cdot \vec{r}}{r^3} = \frac{1}{4\pi\epsilon_0} \frac{m \cos \theta}{r^2}$$



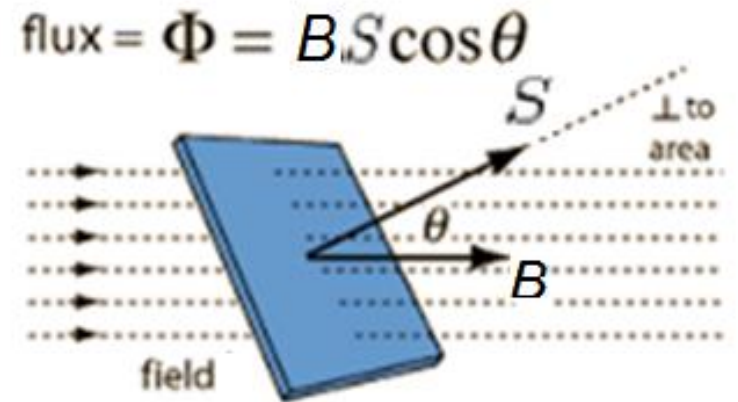
magnetic flux

Magnetic flux Φ_B is the measure of flow of the magnetic field \mathbf{B} through a given area A .

Unit: weber, $[\text{Wb}] = [\text{T} \cdot \text{m}^2]$.

For a planar area A we can write:

$$\Phi_B = \mathbf{B} \cdot \mathbf{S} = BS \cos \theta,$$

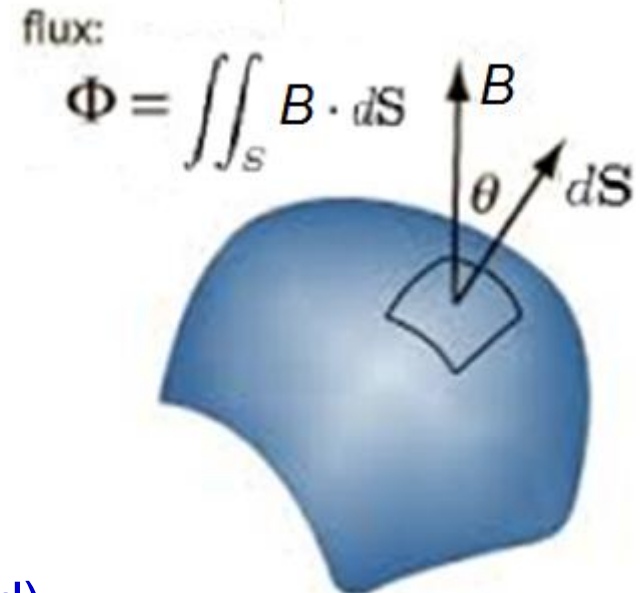


For an irregular area A we have to write an integral:

$$\Phi_B = \iint_S \mathbf{B} \cdot d\mathbf{S}.$$

and for closed irregular area A :

$$\Phi_B = \oiint_S \mathbf{B} \cdot d\mathbf{S} = 0$$



This is so called Gauss's law for magnetism
(due to the dipole character of magnetic field).

Lecture 6: magnetism, electromagnetism

Content:

- introduction
- basic quantities in magnetism
- magnetic intensity and induction
- magnetic permeability,
- diamagnetic, paramagnetic and ferromagnetic material
- magnetic flux
- laws of electromagnetic interaction:
 - a. Lorentz force (law)
 - b. Biot-Savart law
 - c. Amper's law
 - d. Faraday's law of induction
- comments to units

Lecture 6: magnetism, electromagnetism

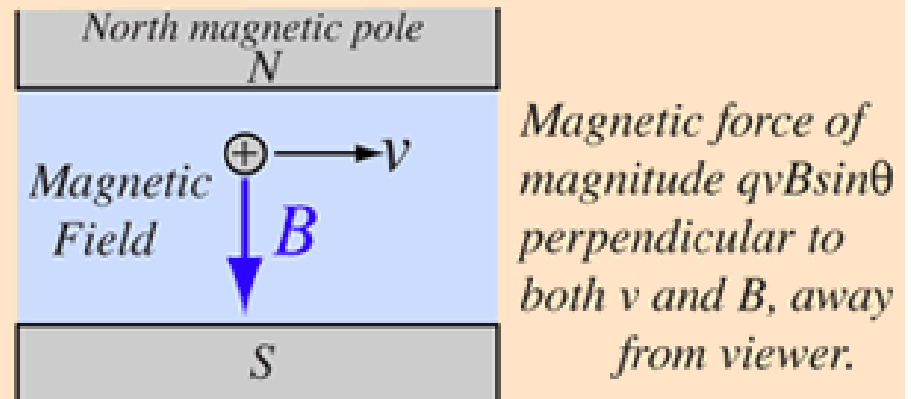
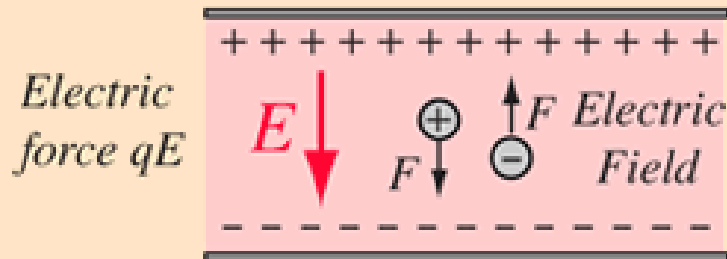
- laws of electromagnetic interaction

Lorentz force (law)

If a particle of charge q moves with velocity \mathbf{v} in the presence of an electric field \mathbf{E} and a magnetic field \mathbf{B} , then it will experience a force:

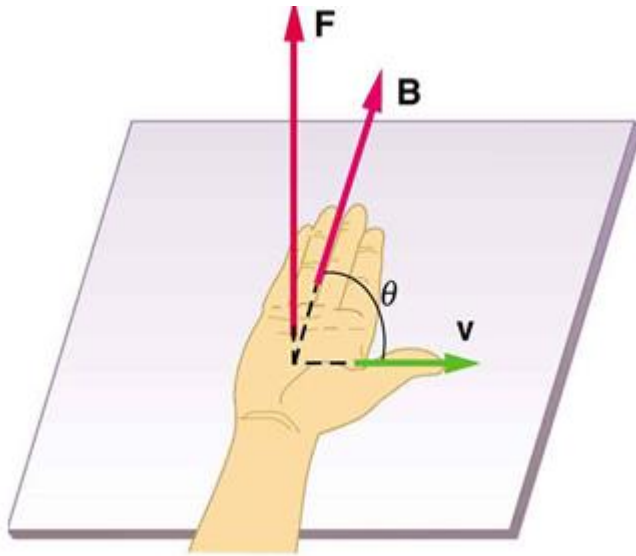
$$\vec{F} = \underset{\substack{\text{Electric} \\ \text{force}}}{q\vec{E}} + \underset{\substack{\text{Magnetic} \\ \text{force}}}{q\vec{v} \times \vec{B}}$$

The electric force is straightforward, being in the direction of the electric field if the charge q is positive, but the direction of the magnetic part of the force is given by the right hand rule.

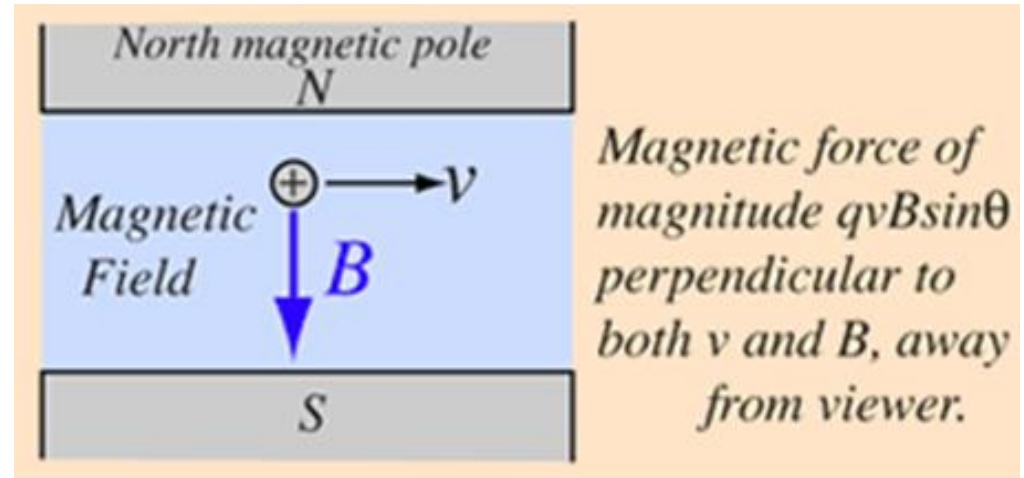
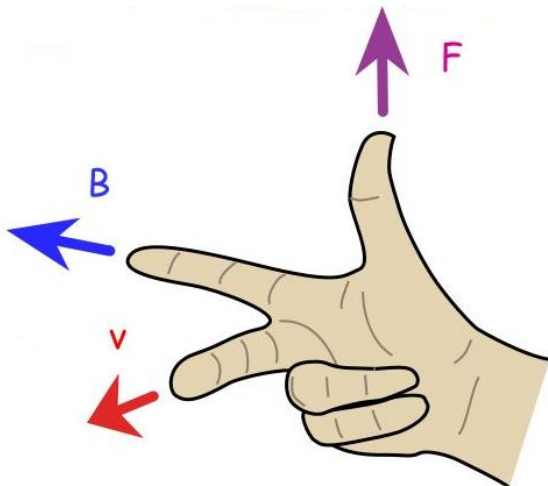


Important: so called right hand rule for the magnetic force.

Important: so called right hand rule for the magnetic force.



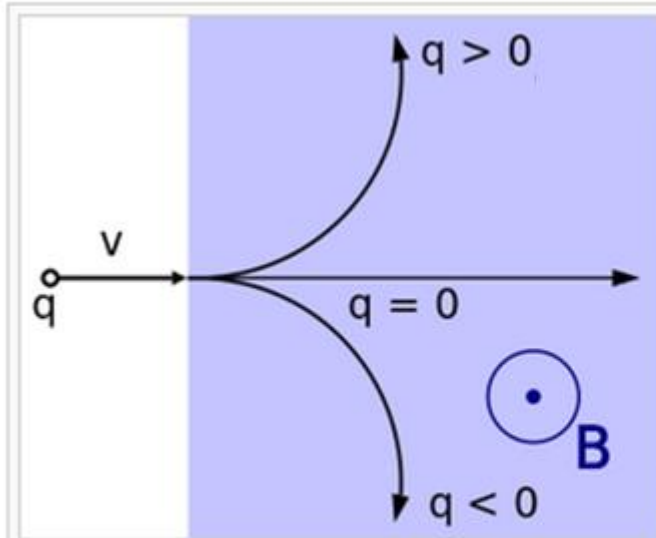
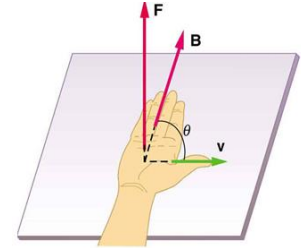
OR




Lorentz force (law)

$$\vec{F} = q\vec{E} + q\vec{v} \times \vec{B}$$

Electric force *Magnetic force*



Trajectory of a particle with a positive or negative charge q under the influence of a magnetic field B , which is directed perpendicularly out of the screen.



Beam of electrons moving in a circle, due to the presence of a magnetic field. Purple light is emitted along the electron path, due to the electrons colliding with gas molecules in the bulb.

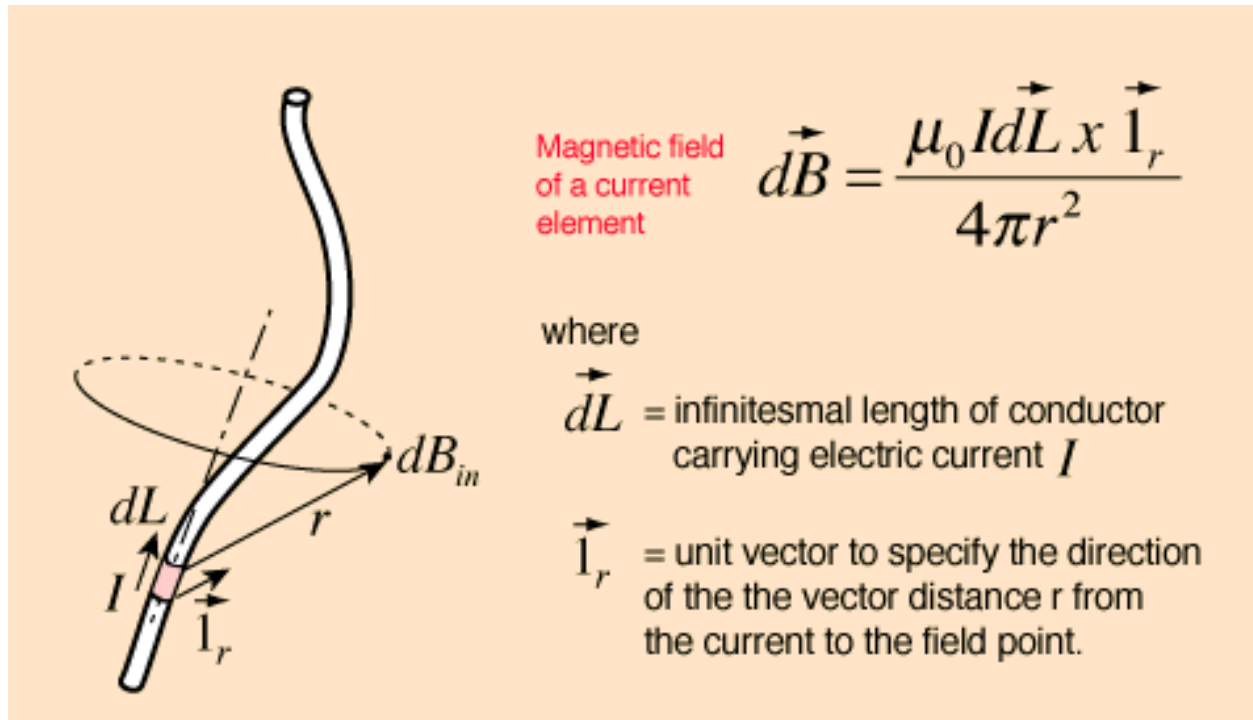
This rule is valid not only for a particle with charge q , but also on a current-carrying wire in a magnetic field (in the wire the free charges are moving).

Lorentz Force Law (experiment itself starts from approx. 1:00 min.):
https://www.youtube.com/watch?v=L9zq_fvRuwo

Biot-Savart law

The Biot-Savart Law **relates magnetic fields to the currents**, which are their sources. In a similar manner, Coulomb's law relates electric fields to the point charges which are their sources (finding the magnetic field resulting from a current distribution involves the vector product).

$$\text{From empirism we know: } |dB| = C \frac{I}{r^2}$$



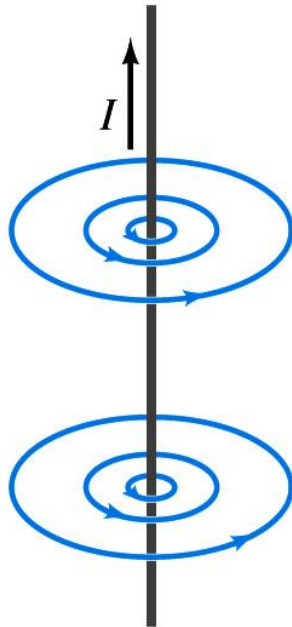
Resulting field **B** we get as a result of integration along the wire.

Biot-Savart law

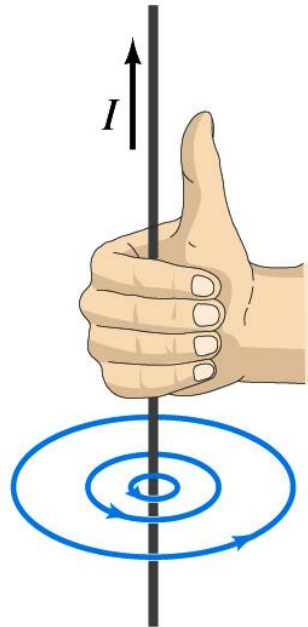
Result after integration (for a direct wire):

$$|\vec{B}| = \frac{\mu_0}{2\pi} \frac{I}{r}$$

here r is the perpendicular distance from a direct wire (with direct current I)



(a)



(b)

Here we have a next right hand rule – showing the direction of \mathbf{B} .

Biot-Savart law

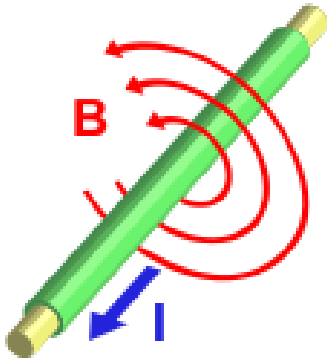
The video from the begin of this lecture:

<https://www.youtube.com/watch?v=opJYLFvI-RE>



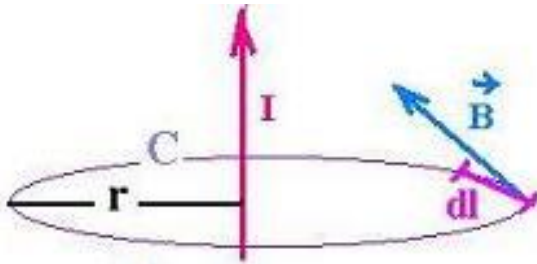
Amper's law (as a consequence of Biot-Savart law)

Also called as Amper's circuital law.



$$\oint_{l(S)} \vec{B} \cdot d\vec{l} = \mu_0 I$$

Derivation:



r - radius of the circle
(around the wire with I)

Along a circle the angle between these two vectors (\mathbf{B} and $d\mathbf{l}$) is zero, so it follows:

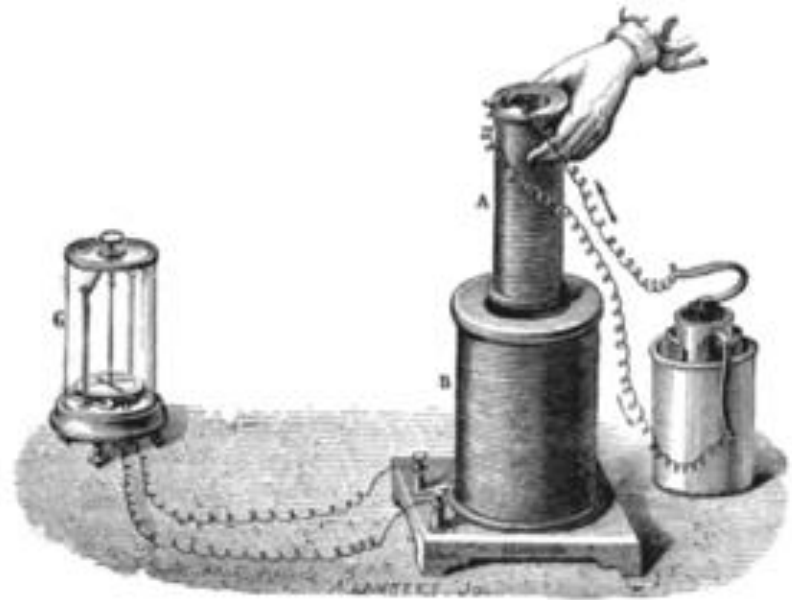
$$\oint_{l(S)} \vec{B} \cdot d\vec{l} = \oint_{l(S)} |\vec{B}| dl = |\vec{B}| 2\pi r$$

When we now enter for the size of vector \mathbf{B} the Biot-Savart law expression, we get the final result.

Faraday's law of induction

Faraday's Law of Induction describes how an electric current produces a magnetic field and, conversely, how a changing magnetic field generates an electric current in a conductor.

English physicist Michael Faraday gets the credit for discovering magnetic induction in 1830; however, an American physicist, Joseph Henry, independently made the same discovery about the same time.



Faraday's law of induction (experiment):

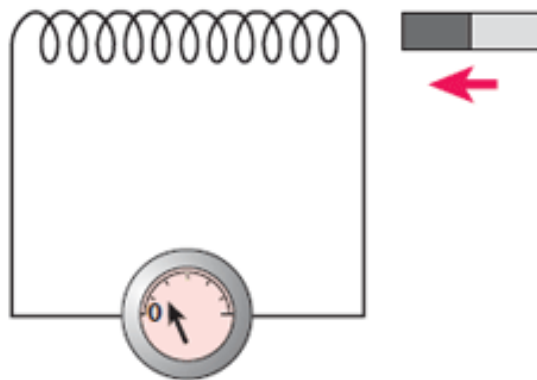
<https://www.youtube.com/watch?v=vwldZjjd8fo>

Faraday's law of induction

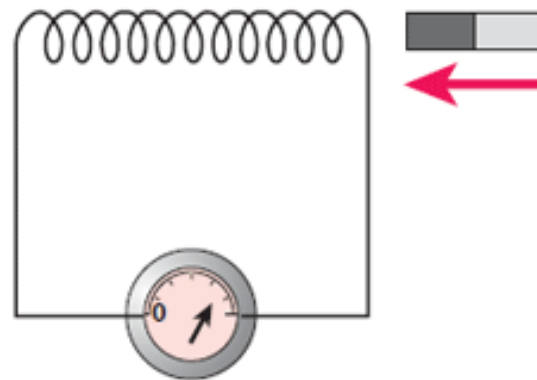
Quantitative aspects of Faraday's law of induction describe the change of the **magnetic flux** with time – it is equal to the **electromotive force** \mathcal{E} (EMF), measured in volts:

$$\mathcal{E} = -\frac{d\Phi_B}{dt},$$

The direction of the electromotive force is given by **Lenz's law**.



slow movement
produces a small e.m.f.



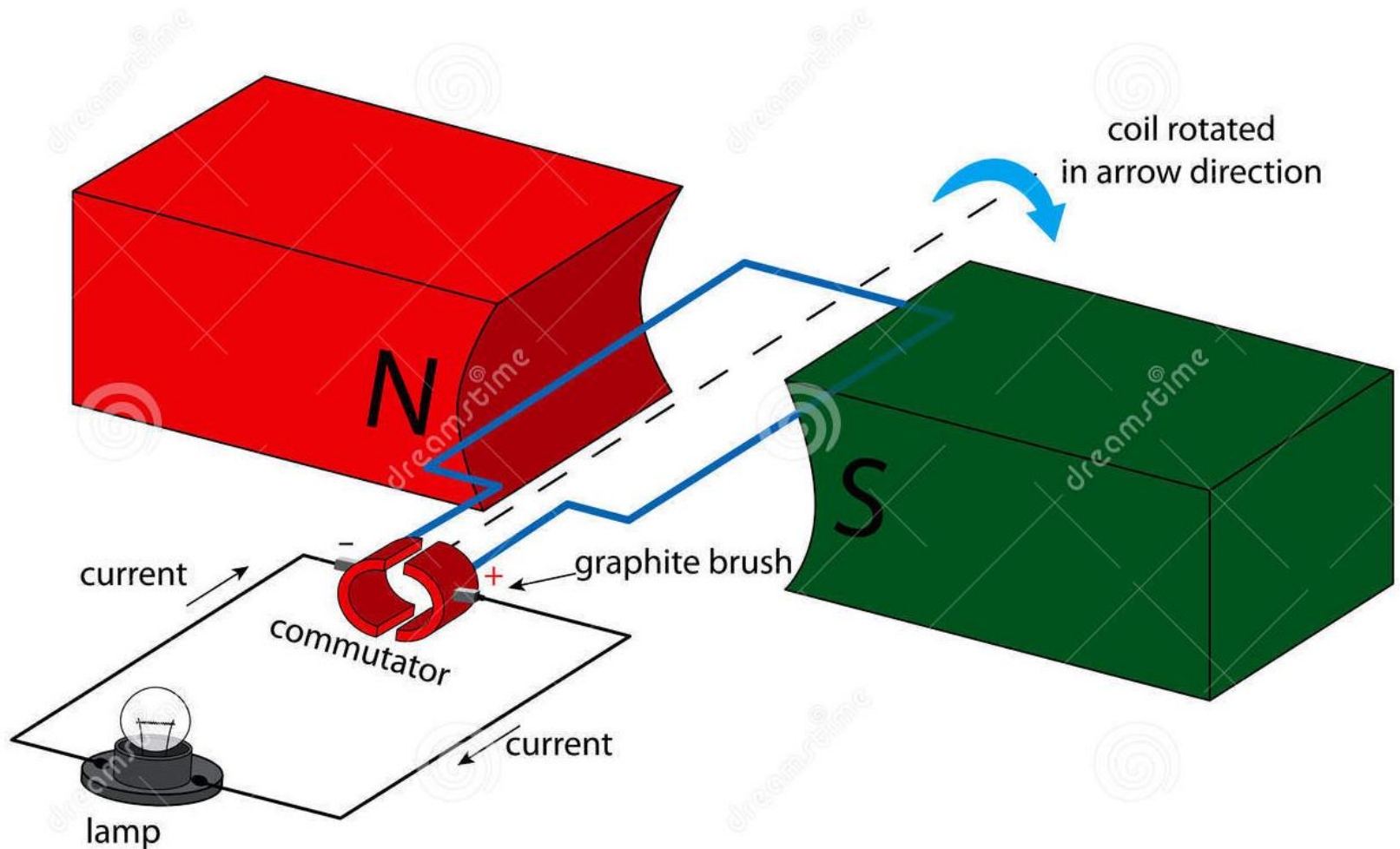
faster movement
produces a bigger e.m.f.

An electromotive force can be originated also in a situation, when a conductor is moving in a magnetic field – principle of a dynamo.

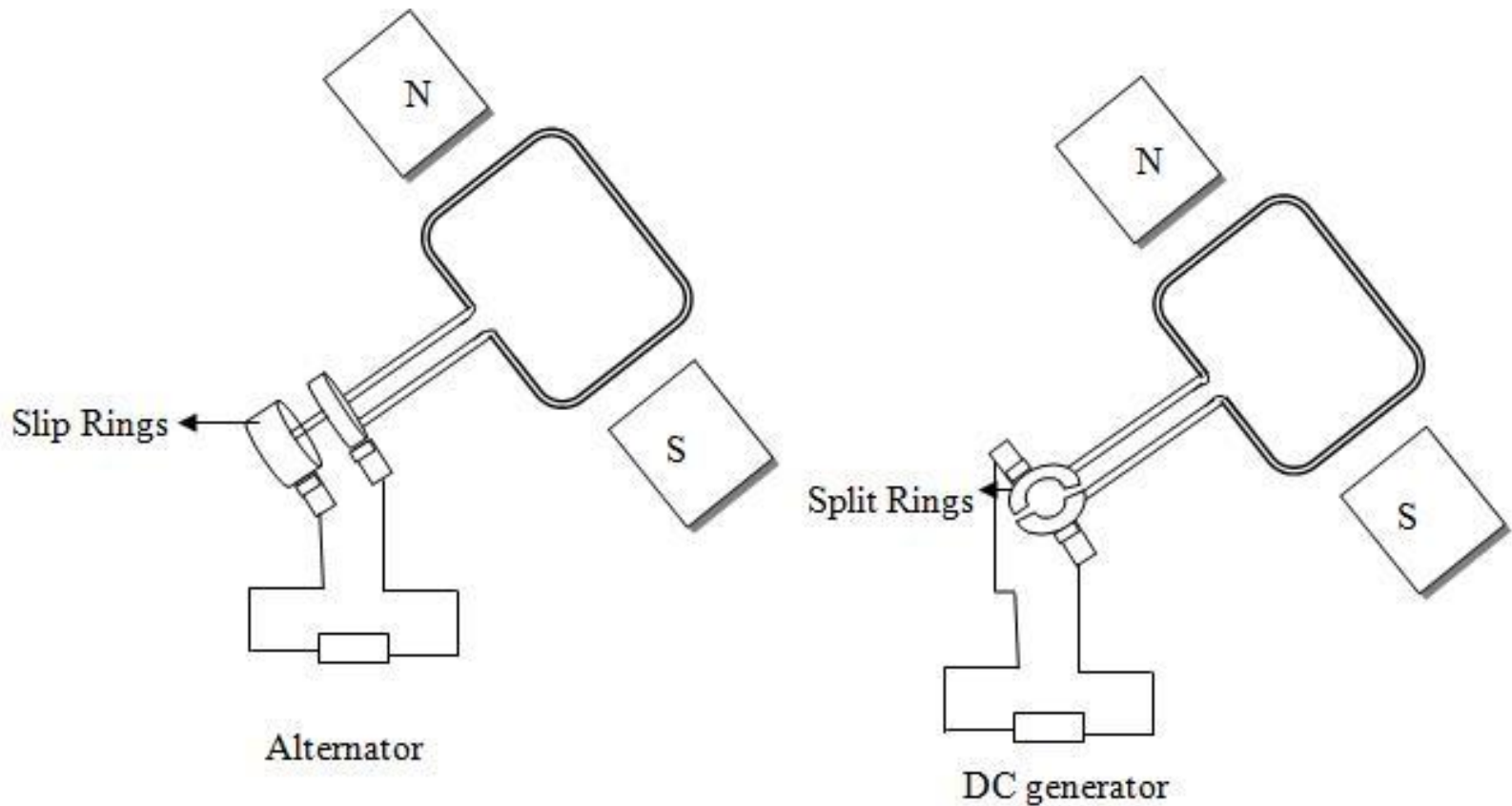
Faraday's law of induction

An electromotive force can be originated also in a situation, when a conductor is moving in a magnetic field – principle of a dynamo.

Simple d.c. Dynamo



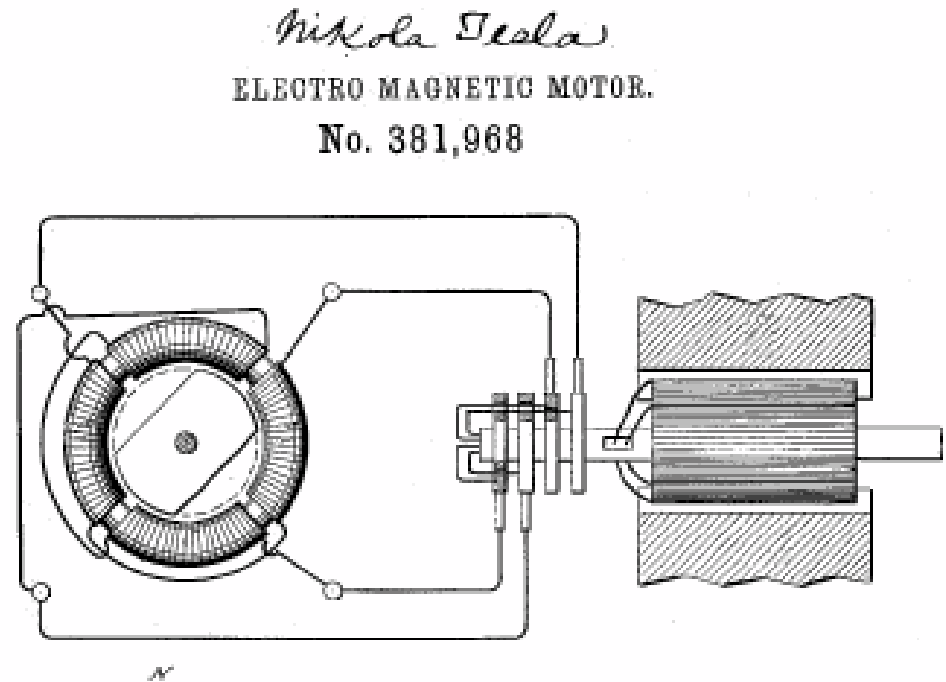
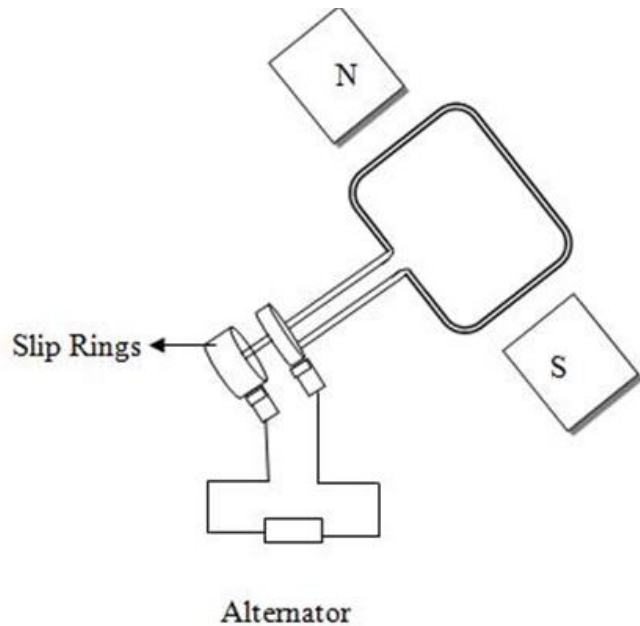
Faraday's law of induction



Difference between a DC dynamo (DC generator) and AC dynamo (alternator) is the shape of the commutator.

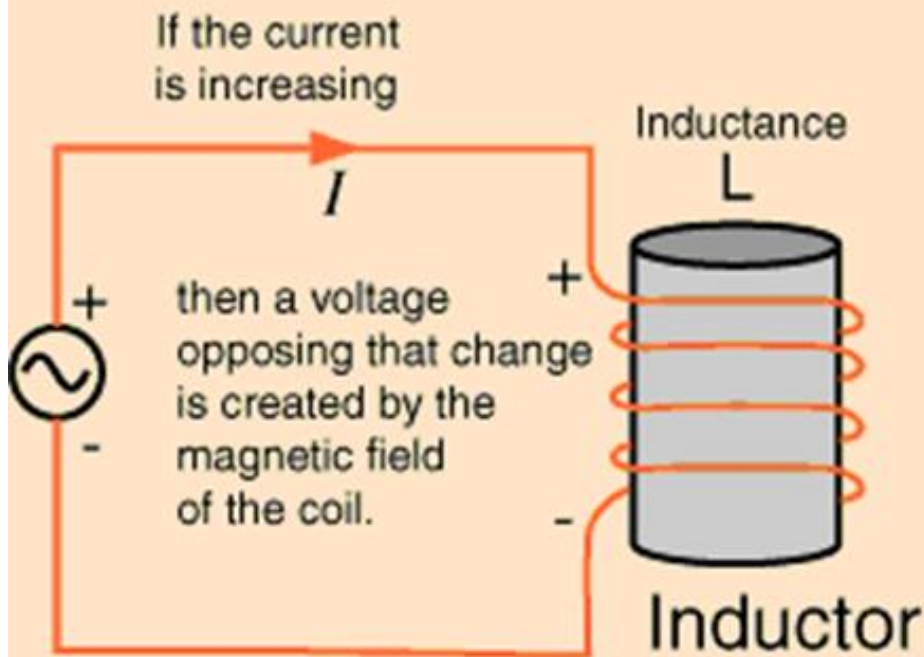
In the case of DC dynamo it has split rings – to obtain the current of only one direction. An AC dynamo has slip rings.

Faraday's law of induction



Next very important contribution of Nicola Tesla:
He suggested the use of so called rotating magnetic field in the case of the commutator (there was no need for the use of brushes).
Result was the invention of so called **induction motor**.

Faraday's law of induction - inductance



Inductance is typified by the behavior of a coil of wire in resisting any change of electric current through the coil.

Arising from [Faraday's law](#), the inductance L may be defined in terms of the [emf](#) generated to oppose a given change in current:

$$Emf = -L \frac{\Delta I}{\Delta t}$$

Unit for L : $\frac{\text{volt second}}{\text{ampere}} = \text{Henry}$

Lecture 6: magnetism, electromagnetism

- comments to units

unit Tesla



A hand-drawn diagram on a dark background showing the definition of the Tesla unit: $T = \frac{Wb}{m^2}$. The 'Wb' is written in yellow and the 'm^2' is written in red.

Unit of **magnetic induction B**.

A particle, carrying a charge of one coulomb, and passing through a **magnetic field of one tesla**, at a speed of one metre per second, perpendicular to said field, experiences a force with magnitude one newton, according to the Lorentz force law.

One tesla is equal to one weber per square metre. The unit was announced during the General Conference on Weights and Measures in 1960 and is named in honour of Nikola Tesla.

As an SI derived unit, the tesla can also be expressed as:

$$T = \frac{Wb}{m^2} = \frac{N}{C \cdot (m/s)} = \frac{N}{A \cdot m}$$

$$T = \frac{V \cdot s}{m^2} = \frac{N}{A \cdot m} = \frac{Wb}{m^2} = \frac{kg}{C \cdot s} = \frac{N \cdot s}{C \cdot m}$$

In the older system CGS: ■ The cgs unit is a *Gauss* (G)

■ $1 T = 10^4 G$

unit Henry

Unit of **electrical inductance** L .

The inductance of an electric circuit is **one henry** when an electric current that is changing at one ampere per second results in an electromotive force of one volt across the inductor.

The unit was named in honour of Joseph Henry, an American physicist.

As an SI derived unit, the henry can also be expressed as:

$$H = \frac{\text{kg} \cdot \text{m}^2}{\text{s}^2 \cdot \text{A}^2} = \frac{\text{kg} \cdot \text{m}^2}{\text{C}^2} = \frac{\text{J}}{\text{A}^2} = \frac{\text{T} \cdot \text{m}^2}{\text{A}} = \frac{\text{Wb}}{\text{A}} = \frac{\text{V} \cdot \text{s}}{\text{A}} = \frac{\text{s}^2}{\text{F}} = \frac{1}{\text{F} \cdot \text{Hz}^2} = \Omega \cdot \text{s}$$

unit Weber

Unit of **magnetic flux** Φ_B .

A change in flux of **one weber** per second will induce an electromotive force of one volt (produce an electric potential difference of one volt across two open-circuited terminals).

The unit was named after Wilhelm Eduard Weber, a German physicist.

As an SI derived unit, the weber can also be expressed as:

$$\text{Wb} = \frac{\text{kg} \cdot \text{m}^2}{\text{s}^2 \cdot \text{A}} = \text{V} \cdot \text{s} = \text{T} \cdot \text{m}^2 = \frac{\text{J}}{\text{A}}$$

electromagnetism – some remarks to Maxwell's equations

Maxwell's equations are a set of 4 partial differential equations that, together with the Lorentz force law, form the foundation of classical electrodynamics, classical optics, and electric circuits.

In the framework of this lecture, few laws build a part of the Maxwell's equation system (Gauss's law for magnetism, Ampere's circuital law and Faraday's law of induction),

But the formalism of Maxwell's equations will be the topic of next lecture – you can look forward to it! ;-)

